



The tax payment vouchers with instructions have been uploaded to the Onvio portal for you to print and mail in. However, we suggest making the payments online and have included the links below:

#### **PAYMENTS FOR TAXES DUE ON RETURN**

##### **Federal:**

<https://www.irs.gov/payments>

Select Pay Now with Direct Pay

##### **Pay from Your Bank Account**

For individuals only. No registration required. No fees from IRS. !

**Pay Now with Direct Pay**

Fill in the fields as shown below:

<b>Reason for Payment</b>	
<div>Balance Due</div>	
<b>Apply Payment To</b>	
<div>Income Tax - Form 1040</div>	
<b>Tax Period for Payment</b>	
<div>2023</div>	

Enter your information and continue to payment information. The personal information needs to match exactly to what is on the tax return for the tax year that you select.

**PRINT THE CONFIRMATION PAGE AFTER PAYMENT AND SAVE WITH YOUR TAX DOCUMENTS**

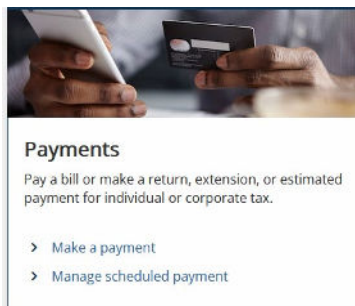
## Indiana:

<https://www.in.gov/dor/online-services/intime-tax-center/>

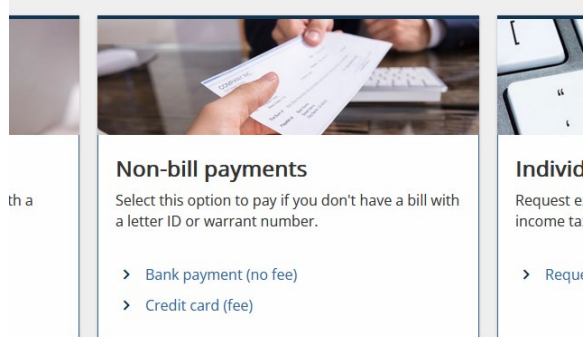
Click on Access INTIME



Under Payments – select Make a Payment

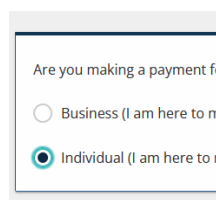


Choose Non-bill payments



Select Bank payment (no fee)

Select Individual



## Enter your information and select Return Payment

**Enter information**

ID type

SSN

SSN

\*\*\*-\*\*-0000

First name

JANE

Last name

DOE

Middle name

Payment type

Return Payment

## Enter bank account information

**Bank account**

Bank account type

☐ Checking

☐ Savings

Routing number

Required

Account number

Required

Confirm account number

Required

**PRINT THE CONFIRMATION PAGE AFTER PAYMENT AND SAVE WITH YOUR TAX DOCUMENTS**