



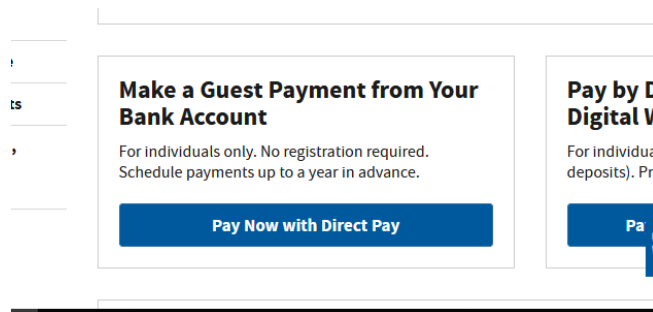
The extension payment coupons with instructions have been uploaded to the Onvio portal for you to print and mail in. However, we suggest making the payments online and have included the links below:

EXTENSION PAYMENTS

Federal:

<https://www.irs.gov/payments>

Select Pay Now with Direct Pay



Select Make a Payment. Fill in the fields as shown below:

Reason for Payment	?
Extension	▼
Apply Payment To	?
4868 (for 1040, 1040A, 1040EZ)	▼
Tax Period for Payment	?
2022	▼

Enter the primary taxpayer's information (**whomever is listed first on the tax return**) and continue to payment information. The personal information needs to match exactly to what is on the tax return for the tax year that you select.

PRINT THE CONFIRMATION PAGE AFTER PAYMENT AND SAVE WITH YOUR TAX DOCUMENTS

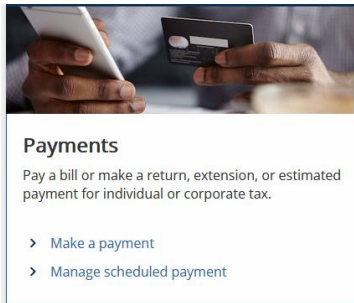
Indiana:

<https://www.in.gov/dor/online-services/intime-tax-center/>

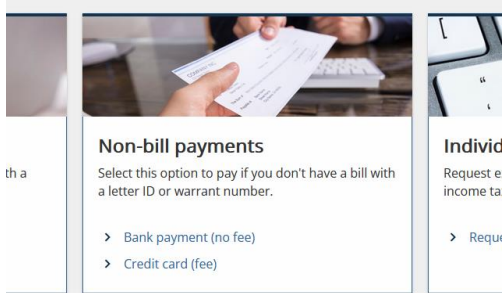
Click on Get Started



Under Payments – select Make a Payment



Choose Non-bill payments - Bank payment (no fee)



Select Individual

Are you making a payment for

Business (I am here to m

Individual (I am here to r

Enter the primary taxpayer's information (**whomever is listed first on the tax return**) and select Return Payment

Enter information

ID type

SSN ▼

SSN

***-**-0000

First name

JANE

Last name

DOE

Middle name

Payment type

Return Payment ▼

Enter bank account information

Bank account

Bank account type *

Checking

Savings

Routing number *

Required

Account number *

Required

Confirm account number *

Required

PRINT THE CONFIRMATION PAGE AFTER PAYMENT AND SAVE WITH YOUR TAX DOCUMENTS