



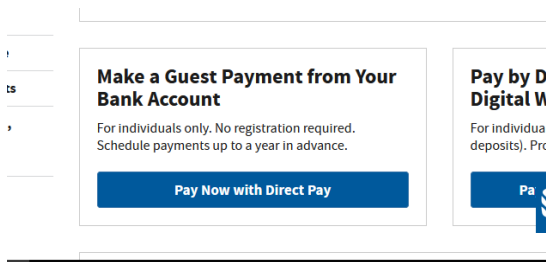
The estimated payment coupons with instructions have been uploaded to the Onvio portal for you to print and mail in. However, we suggest making the payments online and have included the links below:

ESTIMATED PAYMENTS

Federal:

<https://www.irs.gov/payments>

Select Pay Now with Direct Pay



Select Make a Payment

You can also view your payment history by accessing you



- [Answers to common questions](#)
- [Types of payments](#)

Fill in the fields as shown below:

Reason for Payment	?
Estimated Tax	▼
Apply Payment To	?
1040ES (for 1040, 1040A, 1040EZ)	▼
Tax Period for Payment	?
2023	▼

CONTINUE >

Enter the primary taxpayer's information (**whomever is listed first on the tax return**) and continue to payment information. The personal information needs to match exactly to what is on the tax return for the tax year that you select.

PRINT THE CONFIRMATION PAGE AFTER PAYMENT AND SAVE WITH YOUR TAX DOCUMENTS


Indiana:

<https://www.in.gov/dor/online-services/intime-tax-center/>

Click on Get Started



Under Payments – select Make a Payment





Payments

Pay a bill or make a return, extension, or estimated payment for individual or corporate tax.

- > Make a payment
- > Manage scheduled payment

Choose Non-bill payments - Bank payment (no fee)



th a	<p>Non-bill payments</p> <p>Select this option to pay if you don't have a bill with a letter ID or warrant number.</p> <ul style="list-style-type: none">> Bank payment (no fee)> Credit card (fee)	<p>Individ</p> <p>Request e income ta</p> <ul style="list-style-type: none">> Reque
------	---	---

Select Individual

Are you making a payment for

Business (I am here to m

Individual (I am here to r

Enter the primary taxpayer's information (**whomever is listed first on the tax return**) and select Estimated Payment and enter your county of residence

Enter information

ID type
SSN ▼

SSN
***-**-0000

First name
JANE

Last name
DOE

Middle name

Payment type
Estimated Payment ▼

County of residence on January 1
BOONE ▼

Enter bank account information

Bank account

Bank account type *

Checking

Savings

Routing number *

Required

Account number *

Required

Confirm account number *

Required

PRINT THE CONFIRMATION PAGE AFTER PAYMENT AND SAVE WITH YOUR TAX DOCUMENTS