



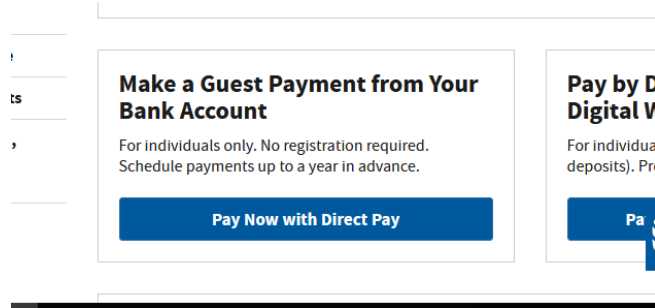
The tax payment vouchers with instructions have been uploaded to the Onvio portal for you to print and mail in. However, we suggest making the payments online and have included the links below:

PAYMENTS FOR TAXES DUE ON RETURN

Federal:

<https://www.irs.gov/payments>

Select Pay Now with Direct Pay



Fill in the fields as shown below:

Tax Information

Select the appropriate payment type and reason for your payment. Information about payment types can be found by clicking the help icon (?). If you are making more than one type of payment or making payments for more than one tax year, submit each of them separately.

Business Taxes?
All business tax payments should be made through the [Electronic Federal Tax Payment System \(EFTPS\)](#)

Reason for Payment: Balance Due
Apply Payment To: Income Tax - Form 1040
Tax Period for Payment: 2021

CONTINUE >

Enter your information and continue to payment information. The personal information needs to match exactly to what is on the tax return for the tax year that you select.

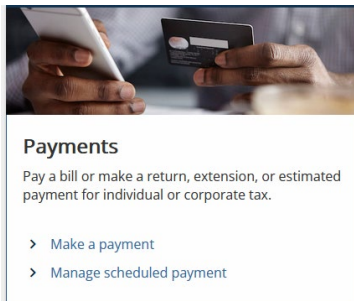
Indiana:

<https://www.in.gov/dor/online-services/intime-tax-center/>

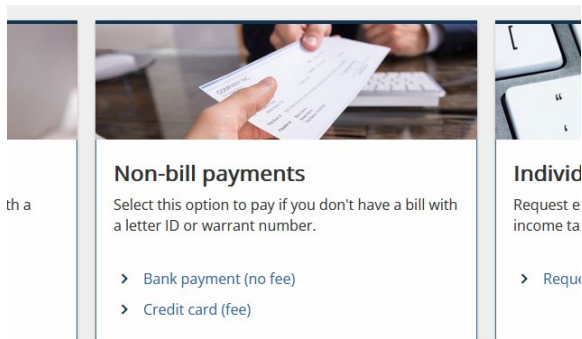
Click on Get Started



Under Payments – select Make a Payment

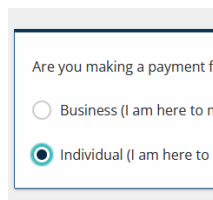


Choose Non-bill payments



Select Bank payment (no fee)

Select Individual



Enter your information and select Return Payment

Enter information

ID type

SSN ▼

SSN

***-**-0000

First name

JANE

Last name

DOE

Middle name

Payment type

Return Payment ▼

Enter bank account information

Bank account

Bank account type *

Checking

Savings

Routing number *

Required

Account number *

Required

Confirm account number *

Required