



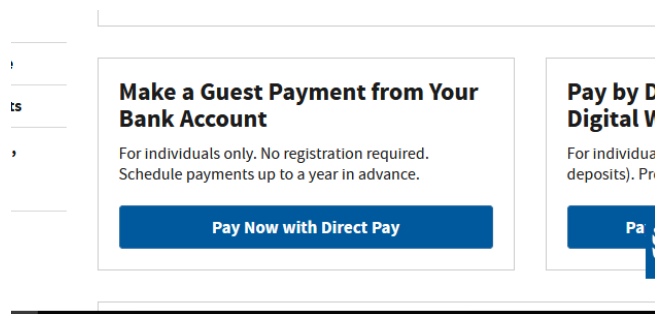
The estimated payment coupons with instructions have been uploaded to the Onvio portal for you to print and mail in. However, we suggest making the payments online and have included the links below:

### ESTIMATED PAYMENTS

#### Federal:

<https://www.irs.gov/payments>

Select Pay Now with Direct Pay



Fill in the fields as shown below:

<b>Reason for Payment</b>	?
Estimated Tax	▼
<b>Apply Payment To</b>	?
1040ES (for 1040, 1040A, 1040EZ)	▼
<b>Tax Period for Payment</b>	?
2022	▼

**CONTINUE >**

Enter your information and continue to payment information. The personal information needs to match exactly to what is on the tax return for the tax year that you select.

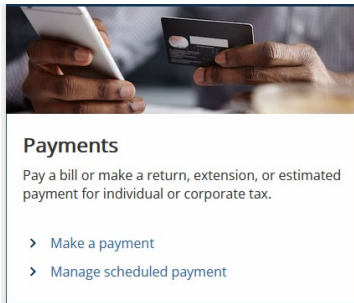
## Indiana:

<https://www.in.gov/dor/online-services/intime-tax-center/>

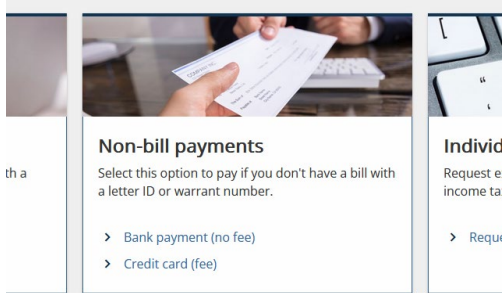
Click on Get Started



Under Payments – select Make a Payment



Choose Non-bill payments - Bank payment (no fee)



Select Individual

Are you making a payment for

Business (I am here to m

Individual (I am here to r

Enter your information and select Estimated Payment and enter your county of residence

### Enter information

ID type

SSN

SSN

\*\*\*-\*\*-0000

First name

JANE

Last name

DOE

Middle name

Payment type

Estimated Payment

County of residence on January 1

BOONE

### Enter bank account information

#### Bank account

Bank account type \*

Checking

Savings

Routing number \*

*Required*

Account number \*

*Required*

Confirm account number \*

*Required*